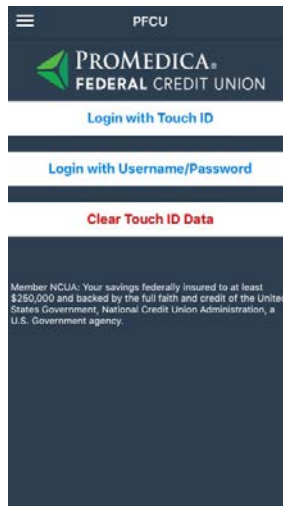
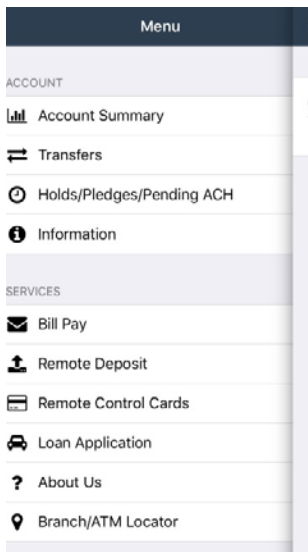


PFCU Remote Control Card Instructions

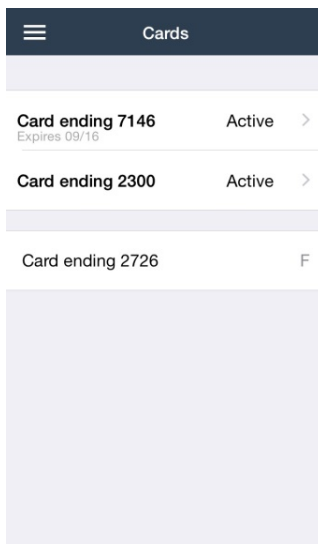
To prevent most unauthorized usage of your ProMedica Federal Credit Union debit card and for your own piece of mind, you can now “turn it off” right from your mobile phone. If you suspect fraud, or your card was lost or stolen, turn it off! Here’s how:



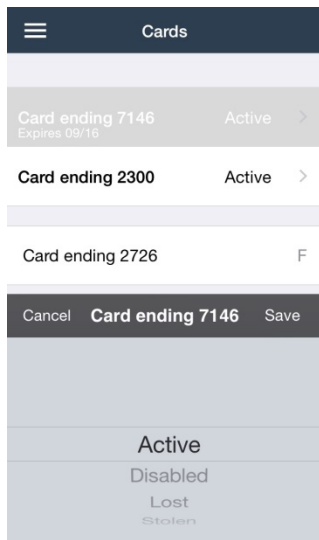
- If you are a PFCU online banking user, simply download our mobile app from the Apple App Store® or Google Play Store®
- If you have not used online banking, please contact us to be set-up. We will walk you through the process



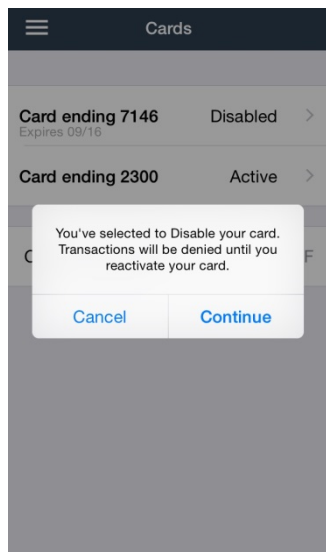
- Go to the main menu (tap the three lines on the top left hand corner), this screen will appear
- Tap “Remote Control Cards”



- Tap on your current debit card



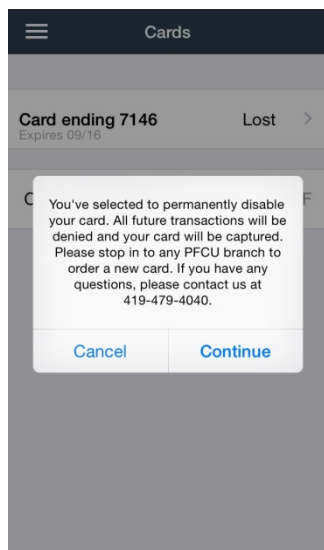
- A scroll menu will come up
- Select “Disabled”
- Tap “Save”



- Tap “Continue”
- Your card is now shut off.
- If you don’t mind the embarrassment, you can even test it at a merchant.
 - When you want it active again, just choose “Active” and “Save”. The change to on or off is immediate.

We recommend you leave your card off when not in use — and activate it just when you need to. You have the power now!

IF YOUR CARD IS LOST OR STOLEN



- Same instructions as above
- From the scroll menu select “Lost” or “Stolen”
- Tap “Save”
- Tap “Continue” **NOTE: if you mark your card as “Lost” or “Stolen” your card will be permanently disabled. You must stop in to one of our convenient locations to order a new card**
 - If your suspect you just misplaced your card, please choose the “Disabled” function.

If you have any further questions about this feature, please contact PFCU directly at 419-479-4040